

# ADA Locker Guidelines

Republic has long been America's leading manufacturer of quality steel ADA accessible lockers. The Americans with Disabilities Act (ADA) specifies certain requirements that affect metal lockers.

To comply to these ADA standards at least 5% of the lockers provided, but no less than one locker needs to meet the ADA requirements. Lockers can be ordered ADA compliant, or shelves can be added and relocated to make an existing locker meet ADA regulations.

## ADA Lockers must meet the following guidelines:

- Doors must be able to be opened without a twisting or clamping motion.  
(The standard test for this compliance is if the door can be opened with closed fingers)
- The locker shelf or hooks cannot exceed 48" from the finished floor
- The locker bottom must be a minimum of 15" from the finished floor  
(An additional shelf can be added to create a false bottom)
- Locker shelves can be repositioned and additional shelves can be purchased separately if necessary



## ADA Handle Requirements

Republic offers both standard recessed handles with lift as well as pull handles which can easily be opened with a closed fist. Both handles can accommodate a built-in lock or a user provide lock. ADA lock options are available on request.



### STAINLESS STEEL RECESSED HANDLE

Standard on tier lockers with a lockbar.

One piece recessed handle pockets add strength to the handle area and eliminate the vulnerable seams of formed handles. The lift handle includes a hasp that can be secured with a user provide padlock.

### PULL HANDLE

Standard on multiple tier lockers. A built-in padlock loop easily accepts a user provided padlock.



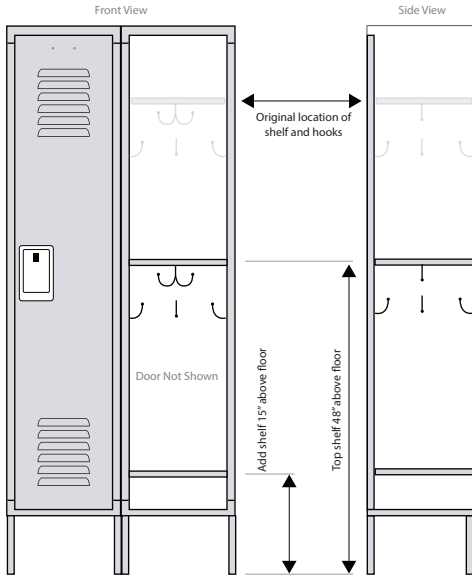
# ADA Locker Guidelines

Lockers can be ordered with the shelves needed to be ADA compliant or you can add shelves to existing single, double, or triple tier lockers to convert them into an ADA compliant locker. Refer to the following guidelines in regards to moving and or adding shelves to fit within the ADA requirements of having the usable space between 15" and 48" from the finished floor.

## Single Tier Lockers

For single tier lockers, the shelf and coat hooks must be lowered to no more than 48" above the finished floor.

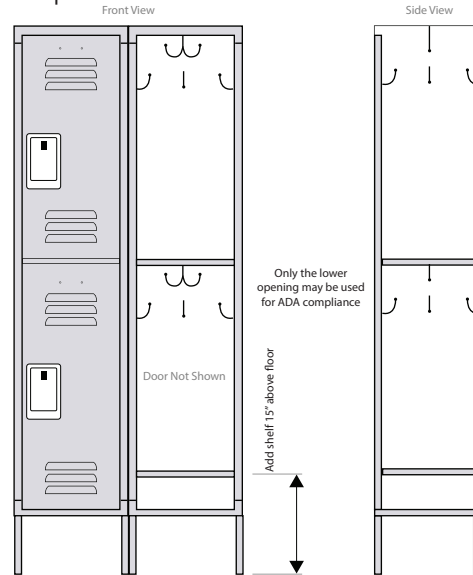
An extra shelf needs to be added to bring the bottom of the locker to no lower than 15" above the finished floor.



## Double Tier Lockers

On double tier lockers, an extra shelf needs to be added to bring the bottom of the locker to no lower than 15" above the finished floor.

Only the lower opening may be used for ADA compliance.

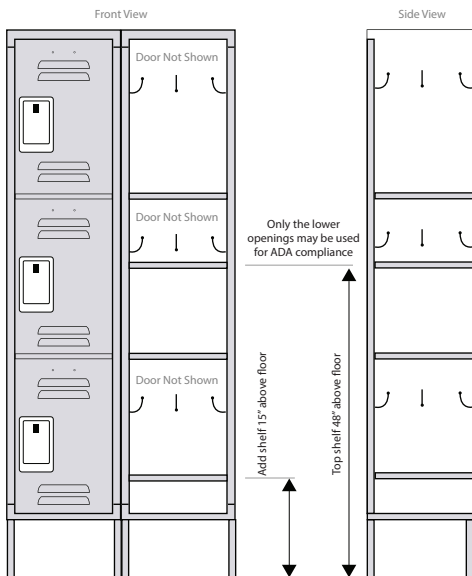


## Triple Tier Lockers

On triple tier lockers, an extra shelf needs to be added to bring the top of the middle locker to 48" above the finished floor.

An extra shelf needs to be added to the bottom of the lower locker to no lower than 15" above the finished floor.

Only the middle and bottom lockers can be used for ADA compliance.



## ADA Benches

ADA compliant locker room benches meet the accessibility requirements of sections 222 and 803 of the 2010 ADA standards. ADA compliant benches feature hardwood tops.

Benches are available with or without a backrest. Either steel or cast iron pedestals can be used for ADA benches.

