



Republic's superb design and consistent quality work in tandem to create the industry's best locker on the market. The result is a sturdy product, providing ease of installation and long-term functionality.

Republic

STORAGE PRODUCTS

LOCKER GUIDE



Qwik-Ship Lockers

In stock and ready to ship! Republic's Qwik-Ship Lockers feature 16-gauge steel door and frame assemblies with standard handles and louvers. Lockers include 6" h legs for an overall height of 66" or 78". Lockers are conveniently prepackaged in 1-wide and 3-wide groupings. Stock sizes available in Classic Tan or Dove Gray.

Configurations

- Single Tier
- Double Tier
- 5-High Box
- 6-High Box
- 16 Person Multi-Robe



PDQ Lockers

Republic's PDQ Locker Program utilizes select sizes and colors to be available on a faster manufacturing schedule. Door and frame available in select colors. 16-gauge doors will have standard handles and louvers. All 24-gauge locker body parts; sides, backs tops, bottoms, and intermediate shelves are Classic Tan.

Configurations

- Single Tier
- Double Tier
- 6-High Box



Standard Lockers

The best value on the market! Standard lockers feature 16-gauge doors and 24-gauge locker body parts. Tiered doors include quiet, multi-point latching, rubber silencers, to reduce noise, and concealed quiet lockbar.

Quiet Lockers - The most popular choice for schools! Doors with smooth fronts (no louvers) create a noise-free operation.

Configurations

- Single Tier
- Double Tier
- Triple Tier
- Four Tier
- 3-High Box
- 4-High Box
- 5-High Box
- 6-High Box



Heavy Duty Corridor

The best choice for hallways. Extra heavy 14-gauge doors are extremely durable. Smooth fronts (no louvers) and recessed handles on tiered lockers are ideal for the constant passing of persons through the corridor. Box lockers utilize standard pull handles. When recessed into a wall, the 24-gauge locker body parts help keep the overall costs of this locker low.

Single Point IIC - Tiered doors are reinforced with an 18-gauge welded channel reinforcement. The recessed handles with single point latch on both tiered and box lockers create low maintenance doors without any moving parts.

Configurations

- Single Tier
- Double Tier
- Triple Tier
- Four Tier
- 4-High Box
- 5-High Box
- 6-High Box

Economy
and
STRENGTH



All Welded

These lockers are durable all the way around. All welded lockers feature 14-gauge doors and heavy gauge locker body parts. All seams and joints of the lockers are welded.

Ships all-welded in 1, 2, or 3-wide groupings.

Configurations

- Single Tier
- Double Tier
- Triple Tier
- 4-High Box
- 5-High Box
- 6-High Box

an
INVINCIBLE
choice



Emergency Response Lockers

The modular design of the Emergency Response Locker offers a variety of configurations. Open-front lockers provide swift access to emergency gear. Ventilated sides offer additional airflow and a full width shelf and hooks provide extra storage. Additional options include a small lockable compartment, a footlocker with a lift-lid, or a pull out drawer. A partition and half shelves can also be added.

Configurations

- Basic ERL
- Small Compartment
- Footlocker
- Drawer
- Half Shelves and Partition

TURNOUT
lockers

Heavy Duty Ventilated

Designed to meet the harsh requirements of an athletic room environment, these lockers feature 14-gauge doors. The 16-gauge body parts with 18-gauge backs create a sturdy locker all around. Diamond perforations on the doors and sides provide additional air flow. Solid sides can be requested for all lockers or just row ends.

Single Point IIA - Tiered doors are reinforced with a 18-gauge welded channel reinforcement. The recessed handles with single point latch on both tiered and box lockers create low maintenance doors without any moving parts.

Configurations

- Single Tier
- Double Tier
- Triple Tier
- 4-High Box
- 5-High Box
- 6-High Box

added
STRENGTH



All Welded Ventilated

The most durable for locker rooms! All welded ventilated lockers feature 14-gauge doors and heavy gauge locker body parts. Diamond perforations on the doors and sides provide additional air flow. Solid sides can be requested for all lockers or just row ends. All seams and joints of the lockers are welded.

Ships all-welded in 1, 2, or 3-wide groupings.

Configurations

- Single Tier
- Double Tier
- Triple Tier
- 4-High Box
- 5-High Box
- 6-High Box

built to
LAST



MVP

Athletic locker ideal for any athletic team. The open-front design provides a large space for clothing and uniforms. Use the upper shelf to store small items. The optional lockable compartment and footlocker offer secure storage for equipment and valuables.

Configurations

- Basic MVP
- Small Compartment
- Footlocker
- Complete MVP

a team
REQUIREMENT



MVP II

The MVP II is wider than most. The top shelf offers storage for a full sized helmet. Personalize each locker for your players with the full width 2" high steel name plate. The optional lockable compartment secures small items. Make way for shoulder pads! The optional footlocker extends 9" past the locker to create an instant seat for a fully uniformed player as well as additional storage.

Configurations

- Basic MVP II
- Small Compartment
- Footlocker
- Complete MVP II

the
COACHES
favorite



Law Enforcement Lockers

Law enforcement lockers provide secure storage for personal items as well as law enforcement issued items. Multiple shelves and hooks keep gear and clothes organized. The 36" deep lower drawer unit has room for boots, duffel bags, and other large gear. It also double as a seat.

Ships all-welded. Locker unit ships separate from the lower drawer unit.

Configurations

- Basic Upper Locker
- Shelves & Partition
- Personal Compartments
- Lower Drawer Unit
- Electrical Feed Punchouts

CUSTOMIZED
storage



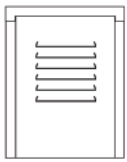
ADA Compliant Lockers

ADA Compliant Lockers meet the requirements of the Americans with Disabilities Act for accessibility and usability. With an adjustment to the shelf location, Republic lockers with recessed handles meet the operation and reach needs of the user. Lockers should be placed in an area to allow full door swing and wheelchair turning ability.




Ventilation

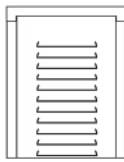
Louvers on the doors provide ventilation for the lockers. Diamond perforations can be requested on doors and/or uprights for maximum airflow.



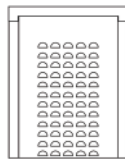
Standard Louvers



Diamond Perforations



Full Louvers



Mini-Louvers

Locks

All Republic lockers are built to accept hanging padlocks or built-in locks. Built-in lock options include combination locks, keyed locks, or electronic locks. Built-in locks are supplied with a spring bolt or dead bolt depending on the type of locker handle. Key locks may be master-keyed by special order.



Built-In Combination



Padlock



Keyed Lock




Diamond Digital Lock

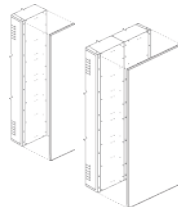
Exposed Ends



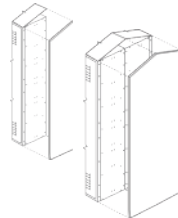
Standard Uprights included with lockers feature multiple holes for various style lockers and shelf placement. These uprights are 24-gauge and finished in Classic Tan. 16-gauge uprights are available upon request.



End Finishing Panels are used to cover standard uprights on the ends of a row. These 24-gauge panels have perimeter holes only and are finished in the same color as the door and frame. 16-gauge end finishing panels are available upon request.



Box End Panels for Flat Top Lockers cover the ends of locker rows and feature concealed fasteners for the most finished appearance. Panels are 16-gauge with a 1" face and painted in the same color as the door and frame. Available for single or double row lockers.



Box End Panels for Slope Top Lockers cover the ends of locker rows and feature concealed fasteners for the most finished appearance. Panels are 16-gauge with a 1" face and painted in the same color as the door and frame. Available for single or double row lockers. Left or right side must be specified for single rows.

Finish Trim



6" Legs



Closed Front and End Bases



16 Gauge Zee Bases



Number Plates



Standard Box Locker Pulls



Recess Trim



Individual Sloping Tops



Continuous Sloping Tops

Benches



Moveable Pedestals

- 1/4" x 3" aluminum bar
- Black anodized finish
- Non-skid pads provided for each pedestal



Fixed Pedestals

- 14-gauge steel
- 1-5/8" tubing uprights
- 8-1/4" diameter base on the top and bottom



ADA Bench and Pedestals

- Complies with accessibility requirements
- Four fixed pedestals with 48"w x 24"d seat
- Use 18"h back with brackets when the bench is not against a wall

Superior Powder Coat Finish

Republic brings you a collection of colors selected by design professionals to define and accentuate your interior environment. Colors range from neutral shades to bold hues, offering classic interior design, as well as the splash of characteristic school colors. Republic's premier colors deliver a superior surface, highly resistant to deterioration and corrosion.

Optional Antimicrobial Additive

An antimicrobial paint additive featuring silver ions can be added to any of Republic's color options to help inhibit the growth of microbes. Any moisture will trigger the controlled release of powerful silver ions within the paint to provide a superior antimicrobial protection for decades.

Republic
STORAGE PRODUCTS

800-477-1255
republicstorage.com